

↑
VILLAGE OF NORTH BARRINGTON
PRESIDENT AND BOARD OF TRUSTEES
SPECIAL MEETING

111 Old Barrington Road, North Barrington, IL 60010
March 22, 2023
6:00 P.M.

MEETING AGENDA

1. Call to Order
2. Roll Call
3. Pledge of Allegiance
4. Public Comment

Any person shall be permitted an opportunity to speak on any matter of public concern. Remarks of any person speaking shall be limited to five (5) minutes. The total time allotted for addressing the corporate authorities shall be thirty (30) minutes at any meeting.

5. FYE 2024 Proposed Budget and Five (5) Year Capital Improvement Plan Discussion.
6. Adjournment

The Village of North Barrington is subject to the requirements of the Americans with Disabilities Act of 1990. Individuals with disabilities who plan to attend this meeting and who require certain accommodations so that they can observe and/or participate in this meeting, or who have questions regarding the accessibility of the meeting or the Village's facilities, should contact the Village's ADA Coordinator at (847) 381-6000, x. 10 promptly to allow the Village to make reasonable accommodations for those persons.

Posted by:_____ **Date:**_____ **Time:**_____



MEMORANDUM

To: President and Board of Trustees

CC: Board of Trustees

From: John A. Lobaito, Village Administrator

Date: March 20, 2023

Subj: FYE 2024 Proposed Budget and 5-Year Capital Improvement Plan

Attachments:

1. FYE 2024 Proposed General Fund Budget
2. Capital Projects Fund Summary
3. 5-Year Capital Improvement Plan
4. Motor Fuel Tax Fund

Enclosed is the proposed FYE 2024 balanced budget and 5-year Capital Improvement Plan (CIP). The proposed General Fund (operating budget) includes budgeted expenditures of \$1,315,603 with expected revenues of \$1,612,923. The budget is forecasted to end the fiscal year with a surplus of \$297,321. Including the proposed Capital expenditures of \$985,950 the total proposed budget is \$2,301,553.

Revenue: Expected revenue is estimated to be down compared to FYE 2023 by \$266,980. The single largest decrease is from funds received from the American Rescue Plan Act (ARPA). The final payment was received in FYE 2023 of \$227,034. No ARPA funds will be received in FYE 2024.

Motor Fuel Tax (MFT) revenues are expected to be down compared to FYE 2023 by an estimated \$36,000. The single largest decrease is the elimination of proceeds from Rebuild Illinois program of \$33,000.

Our conservative revenue estimates are reflective of the growing concern about inflation in the coming year and a weak economy.

Expenditures: The proposed General Fund budget of \$1,315,603 is less than FYE 2023 budget by \$41,726. The decrease is mostly attributable to a reduction in the police services contract. Below are a few highlights:

1. Salaries and Benefits are flat.
2. Police Services costs are down.
3. Increase in Forester budget for additional Tree Removal.
4. Parks – increase in event programming budget.
5. ZBA – increase due to planned update to the Village Zoning Ordinance.
6. Increase in Public Works maintenance activity. New initiative for a programmatic approach to annual maintenance of Village storm water management systems.

Funds Transfer: The FYE 2024 proposed operating budget estimates a year end surplus of \$297,321. It is recommended that the surplus be transferred from the General Fund to the Capital Projects Fund (CPF) at the end of the fiscal year. The CPF was established by the Village Board in May 2021 by passing Ordinance No. 2021-07. The creation of the CPF is helpful in communicating long range plans to the community and provides a better management tool in planning for the Village's capital improvement needs in the short and long term.

Salaries & Benefits: Budgeted salaries compared to FYE 2023 budget is up 2% or approximately \$5,000. The proposed budget is reflective of changes that occurred in 2022. The Administrative Assistant #1 is budgeted, but it is anticipated the position will remain unfilled for most of FYE 2024. The second administrative position is new this year as Sue Murdy has moved from a part-time position to a more full-time position and has assumed more responsibilities since the resignation of a previous employee in 2021. The part-time position remains and is currently filled.

5-Year Capital Improvement Plan: This is the third year of the Village's CIP. The proposed CIP is a dynamic planning and management tool for the Village Board to coordinate the timing and financing of capital improvements. The plan provides a blueprint for improving/maintaining the community's infrastructure and facilities.

The CIP is divided into four (4) categories: **Public Infrastructure, Facilities, IT Systems, and Street Program.**

Criteria: Inclusion of items into the CIP are based on public safety, value to the community, cost, and availability of funds.

Sources of Revenue: The CIP funding comes from general revenues of the Village, grant funds, MFT and unrestricted reserves. In addition to these revenue sources, the Village also received funds over the past two fiscal years from the American Rescue Plan Act of approximately \$400,000 and the Rebuild Illinois program of approximately \$200,000. The Rebuild Illinois funds are restricted to street improvements. These are one-time revenues and therefore are being transferred to the Capital Projects Fund for one-time expenditures.

This year's operating budget was developed with a conservative expectation on revenue and a realistic view of expenditures. If the economy weakens in the coming year, adjustments to the Village expenditures will occur to match adjusted revenues. The Capital Improvement Plan reflects a focus on improving the public infrastructure in the immediate future, and a long-term view on improving the Village's open space and park facilities. The aim is to improve the community environment that will continue to make North Barrington an attractive place to live.

GENERAL FUND

(OPERATING FUND)

FISCAL YEAR END 2024

VILLAGE OF NORTH BARRINGTON

Village of North Barrington

Fiscal Year End 2024 Proposed Budget

General Fund

General Fund Revenues

Property Taxes

Property Taxes - Corporate
Property Taxes - Roads
Property Taxes - Police
Property Taxes - Audit

State Tax Distributions

State Income Tax
Sales Tax
Use Tax
Pers. Prop. Replacement Tax
Cannabis Use Tax

Franchise Fees

AT&T Uverse
AT&T Long Distance
Comcast
Other Franchise Fees

Permits / Filing Fees

Application Fees
Building Permit Fees
Home Occupation Fees
Septic Registration
Septic Permit
Vehicle Stickers
Tree Removal
Watershed Development Permit

Fines - Police

Liquor Licenses

Fiscal Year Ending April 30, 2020 Actual	Fiscal Year Ending April 30, 2021 Actual	Fiscal Year Ending April 30, 2022 Actual	Fiscal Year Ending April 30, 2023 Budget	Fiscal Year Ending April 30, 2023 Projected Year End	Fiscal Year Ending April 30, 2024 Proposed Budget
700,281	684,474	701,791	702,375	725,223	744,913
367,428	354,243	357,490	396,250	396,267	401,484
69,435	17,771	19,564		28,477	50,000
255,289	302,778	316,346	297,625	292,136	284,929
8,129	9,682	8,391	8,500	8,343	8,500
472,193	515,165	748,352	605,415	706,171	685,605
301,977	319,601	446,208	362,655	443,471	443,474
69,712	66,660	166,765	137,700	137,700	125,973
96,423	122,601	119,313	94,860	110,000	101,967
3,867	4,140	11,203	6,120	10,000	9,957
214	2,162	4,863	4,080	5,000	4,234
77,514	76,219	62,762	77,930	77,946	72,500
-	2,101	2,130	2,320	1,888	2,000
-	3,504	2,109	4,290	1,917	2,000
-	70,615	56,023	71,320	74,141	68,500
	-	2,500	-	-	-
57,744	84,083	167,095	118,430	100,000	86,055
40,693	3,310	6,900	7,000	7,635	7,000
-	63,495	124,654	100,000	75,545	75,000
-	25	75	30	25	30
25	225	150		150	225
-	1,150	350	300	4,775	300
15,973	15,428	31,016	9,000	5,620	-
50	450	1,400	200	1,050	500
1,003	-	2,550	1,900	5,200	3,000
8,295	1,109	3,000	2,500	2,241	2,300
4,400	4,350	2,250	4,000	4,250	4,250

Village of North Barrington

Fiscal Year End 2024 Proposed Budget

General Fund

	Fiscal Year Ending April 30, 2020 Actual	Fiscal Year Ending April 30, 2021 Actual	Fiscal Year Ending April 30, 2022 Actual	Fiscal Year Ending April 30, 2023 Budget	Fiscal Year Ending April 30, 2023 Projected Year End	Fiscal Year Ending April 30, 2024 Proposed Budget
Road Impact Fees	-	-	4,500	2,500	1,500	-
Impact Fee - Parks	-	4,903	4,932	-	5,238	-
Interest Income	56,147	8,980	2,894	800	30,000	15,000
Board of Appeals Income	900	-	300	300	300	300
Other Income	435	24,515	208,445	2,000	227,034	2,000
Total General Fund Revenues	1,377,909	1,403,799	1,906,321	1,516,250	1,879,903	1,612,923
General Fund Expenditures						
Salaries & Benefits	229,122	159,130	165,281	236,400	163,851	241,503
Administrator	108,534	46,443	99,320	115,000	115,000	115,000
Administrative Assistant #1	66,748	3,966	35,147	65,000	-	65,000
Administrative Assistant #2						35,000
Part Time	53,840	101,066	25,001	24,000	47,351	20,000
Payroll Taxes	-	7,655	5,813	32,400	1,500	6,503
Administration Expense	155,538	120,893	122,423	183,500	134,295	192,450
Copier Lease & Maintenance	3,233	3,763	2,983	2,000	4,500	6,000
Codification Services	2,398	2,613	898	3,000	3,000	3,000
Paratransit Services - PACE	-	150	150	150	150	150
Vehicle Stickers	-	-	1,323	2,600	1,053	-
Bank Service Fee	-	219	249	230	500	500
Membership Dues & Subscriptions	1,568	3,933	2,952	6,700	6,700	8,300
Flint Creek Watershed Partnership	-	2,600	1,500	1,500	1,500	-
Internet	1,403	1,855	2,138	2,400	2,400	2,400
Postage	930	2,054	1,955	3,090	3,090	3,100
Printing	2,004	824	421	2,580	2,000	2,500
Publishing & Recording Fees	191	610	214	1,500	1,000	1,500
Phone Services	3,528	4,553	4,400	4,500	4,500	4,000
Meetings & Travel	2,334	418	2,190	2,600	2,500	3,000
Office Supplies	3,018	1,116	1,891	3,000	2,500	3,000

Village of North Barrington

Fiscal Year End 2024 Proposed Budget

General Fund

	Fiscal Year Ending April 30, 2020 Actual	Fiscal Year Ending April 30, 2021 Actual	Fiscal Year Ending April 30, 2022 Actual	Fiscal Year Ending April 30, 2023 Budget	Fiscal Year Ending April 30, 2023 Projected Year End	Fiscal Year Ending April 30, 2024 Proposed Budget
<i>BACOG Dues</i>	-	10,000	-	10,000	-	10,000
<i>Contingency</i>	13,137	-	1,716	1,000	-	1,000
<i>Legal</i>	55,068	39,969	33,887	50,000	40,000	55,000
<i>Mosquito Abatement</i>	36,713	17,406	21,296	30,000	6,000	25,000
<i>Website</i>	-	-	425	5,000	2,500	4,000
<i>Treasurer Services</i>	3,011	1,100	1,200	1,200	1,200	1,200
<i>Accounting Services</i>	-	4,980	12,101	25,000	30,000	30,000
<i>Audit</i>	10,000	9,100	9,400	10,000	10,000	10,300
<i>Employee Recognition</i>	-	-	-	-	-	2,500
<i>Liability Insurance</i>	17,002	13,630	14,976	15,450	14,202	16,000
Village Hall	29,583	11,196	10,558	39,230	32,661	45,900
<i>Building Maintenance & Repair</i>	-	433	3,651	7,500	13,000	8,700
<i>Contracted Services:</i>						
<i>Fire/Security Alarm Maintenance</i>	3,354	2,442	-	1,100	1,655	1,500
<i>Generator Maintenance</i>	-	-	-	600	600	500
<i>HVAC Maintenance</i>	641	220	-	700	800	1,000
<i>Cleaning Services</i>	4,160	-	1,765	3,500	1,995	3,000
<i>Windows/Gutter Cleaning</i>	-	-	-	-	-	1,400
<i>Landscape Maintenance</i>	11,950	2,267	1,850	18,000	11,184	18,000
<i>Mechanical Maintenance:</i>						
<i>Electrical Supply & Repair</i>	4,564	-	-	1,000	-	3,000
<i>Plumbing</i>	-	-	-	1,000	-	3,000
<i>Building Supplies</i>	742	403	3,009	3,080	2,936	2,500
<i>Lake County Water Supply Permit</i>	210	-	243	250	256	300
<i>Pest Control</i>	175	-	-	-	235	500
<i>Well Maintenance</i>	-	-	-	-	-	1,000
<i>Contingency</i>	1,159	1,363	40	1,500	-	1,500
Health & Sanitation	10,540	3,328	5,031	6,800	5,000	6,300
<i>Health Officer</i>	9,127	3,328	4,894	5,000	5,000	5,500

Village of North Barrington

Fiscal Year End 2024 Proposed Budget

General Fund

	Fiscal Year Ending April 30, 2020 Actual	Fiscal Year Ending April 30, 2021 Actual	Fiscal Year Ending April 30, 2022 Actual	Fiscal Year Ending April 30, 2023 Budget	Fiscal Year Ending April 30, 2023 Projected Year End	Fiscal Year Ending April 30, 2024 Proposed Budget
<i>Annual Operations & Maintenance Fee</i>	1,413	-	-	1,500	-	-
<i>Membership Dues & Subscriptions</i>	-	-	137	300	-	300
<i>Contingency</i>	-	-	-	-	-	500
Environmental & Health Commission	-	-	-	7,500	-	10,000
<i>Enviornmental & Health Commision</i>	-	-	-	500	-	2,000
<i>50/50 Tree Program</i>	-	-	-	7,000	-	8,000
Information Technology (IT)	-	20,708	43,898	43,000	32,000	42,000
<i>IT Annual Licensing</i>	-	-	10,013	12,000	12,000	12,000
<i>Consulting Services</i>	-	20,708	33,885	31,000	20,000	30,000
Building Department	57,871	56,359	58,513	57,800	72,200	66,800
<i>Bldg & Zoning Officer</i>	44,398	33,828	48,895	45,000	50,000	50,000
<i>Inspections</i>	13,460	10,989	9,473	12,500	16,000	16,000
<i>Engineering</i>	-	11,397	-	-	-	-
<i>Membership Dues & Subscriptions</i>	-	145	145	300	-	300
<i>Contingency</i>	13	-	-	-	-	500
Forester	8,770	6,899	15,325	22,209	21,300	27,500
<i>Forester Services</i>	8,770	6,438	5,888	6,700	6,000	6,700
<i>Tree Planting/Removals</i>	-	314	9,437	15,000	15,000	20,000
<i>Membership Dues & Subscriptions</i>	-	147	-	509	300	300
<i>Contingency</i>	-	-	-	-	-	500
Engineering	77,624	13,767	23,309	52,000	49,229	55,000
<i>Engineer Consulting</i>	65,379	5,465	14,373	35,000	30,000	35,000
<i>Plan Review</i>	-	7,302	5,116	7,000	7,500	7,000
<i>Inspections</i>	-	-	1,316	8,000	8,000	8,000
<i>NPDES Permit(MS 4)</i>	1,000	1,000	2,504	2,000	3,729	5,000
Police Service	-	383,599	393,164	474,500	432,500	353,500
<i>IGA - NB School Traffic Control</i>	-	3,696	6,911	7,500	7,500	8,500
<i>IGA Police Services</i>	-	379,903	386,253	467,000	425,000	345,000
Highway & Streets (Road Dept.)	693,205	170,261	179,200	190,150	190,356	203,150

Village of North Barrington

Fiscal Year End 2024 Proposed Budget

General Fund

	Fiscal Year Ending April 30, 2020 Actual	Fiscal Year Ending April 30, 2021 Actual	Fiscal Year Ending April 30, 2022 Actual	Fiscal Year Ending April 30, 2023 Budget	Fiscal Year Ending April 30, 2023 Projected Year End	Fiscal Year Ending April 30, 2024 Proposed Budget
<i>Public Works</i>	163,236	13,069	24,735	40,000	40,000	50,000
<i>Utilities</i>	68,000	726	1,040	1,000	1,000	1,000
<i>Snow Removal</i>	-	135,100	139,150	139,150	139,150	139,150
<i>Maintenance/Storm Cleanup</i>	-	6,633	14,275	10,000	10,206	13,000
Parks	27,233	7,948	14,519	33,240	30,000	50,000
<i>Programs -</i>						
<i>Summer Events</i>	3,985	-	2,832	5,000	6,780	10,000
<i>Fall Fest</i>	7,556	-	8,841	10,000	13,007	15,000
<i>Spring Events</i>	-	-	-	1,000	-	3,100
<i>Winter Events</i>	-	-	-	1,000	-	5,000
<i>Eton Rentals</i>	2,336	915	1,026	1,240	1,365	1,400
<i>Landscape Maintenance</i>	7,169	7,033	1,820	15,000	8,848	15,000
<i>Contingency</i>	(28)	-	-	-	-	500
Zoning Board of Appeals	298	-	153	10,500	-	20,500
<i>Dues & Expenses</i>	-	-	-	500	-	500
<i>Zoning Ordinance Updates</i>	298	-	153	10,000	-	20,000
Plan Commission	1,000	-	-	500	-	1,000
Total General Fund Expenditures	1,300,792	954,302	1,031,374	1,357,329	1,156,396	1,315,603
Net Income	(20,217)	479,883	874,947	-	723,507	297,321
General Fund Summary						
Carry Over from Prior Year	2,261,895	2,241,678	2,721,561		3,396,508	3,518,500
Total Fund Revenue	1,432,624	1,571,398	1,906,321		1,879,903	1,612,923
Total Fund Expenditures	1,452,841	1,091,515	1,031,374		1,156,396	1,315,603
Restricted Funds - Capital Transfer	-	-	200,000		601,515	200,000
Fund Carry Over (or Deficit)	2,241,678	2,721,561	3,396,508		3,518,500	3,615,821

CAPITAL PROJECTS FUND

FISCAL YEAR END 2024

VILLAGE OF NORTH BARRINGTON

Village of North Barrington

Fiscal Year End 2024 Proposed Budget

Capital Project Fund (CPF)

	Fiscal Year Ending April 30, 2022 Actual	Fiscal Year Ending April 30, 2023 Budget	Fiscal Year Ending April 30, 2023 Year End Estimate	Fiscal Year Ending April 30, 2024 Proposed Budget
CPF Revenue				
DCEO Grant Proceeds	-	-	-	2,500,000
Transfer from Corporate Fund	200,000	200,000	200,000	200,000
Transfer of ARPA Funds to Capital Projects Fund	-	-	401,308	-
Transfer of MFT Funds	-	-	450,556	30,000
Interst Income	-	-	7,222	7,000
Total CPF Revenue	200,000	200,000	1,059,086	2,737,000
CPF Expenditures				
Capital Projects	200,000	1,044,780	481,383	985,950
Total CPF Expenditures	200,000	1,044,780	481,383	985,950
Fund Summary				
Carry Over from Prior Year	-	-	1,500,000	2,077,703
Total Fund Revenue (Transfers In)	200,000		1,059,086	2,737,000
Total Fund Expenditures (Transfers Out)	200,000		481,383	985,950
Fund Carry Over (or Deficit)	1,500,000		2,077,703	3,828,753

5-YEAR
CAPITAL IMPROVEMENT PLAN
FISCAL YEAR END 2024

VILLAGE OF NORTH BARRINGTON

NORTH BARRINGTON FYE 24-28 CAPITAL IMPROVEMENT PLAN

CAPITAL IMPROVEMENT PLAN SUMMARY

[illegible]

[illegible]

VILLAGE OF NORTH BARRINGTON

PROJECT DETAIL SHEET

CATEGORY

- ☐ Facilities
- ☐ Information Technology (IT)
- ☐ MFT/Streets
- ☒ Public Infrastructure

PROJECT NAME

Grassmere Farms/Haverton/Oaksbury Pond

DESCRIPTION OF PROJECT

This is a stormwater management improvement that will reduce the flooding frequency of public infrastructure namely Haverton Way and IL 59. It will also minimize the frequency of private property flooding on properties in North Barrington and unincorporated properties in Lake County. The project limits begin with Haverton on the Pond Subdivision at the west end, Grassmere Farm Subdivision east of IL 59 and continues north to Oaksbury Subdivision. This multi-jurisdiction project will involve Illinois Department of Natural Resources, Illinois Department of Transportation, Army Corp of Engineers, and Lake County Stormwater Management Commission. The improvement will include acquisition of easements from private landowners, construction of drainage swale, installation of new storm sewer pipes, and restoration of wetlands. Long term maintenance of the wetlands is not included in the project. Most of the project improvements will be performed in a highly environmentally sensitive area which will require permitting from various state agencies.

PROJECT COST

<u>FYE 24</u>	<u>FYE 25</u>	<u>FYE 26</u>	<u>FYE 27</u>	<u>FYE 28</u>	<u>TOTAL</u>
625,000	1,875,000				\$ 2,500,000

FUNDING SOURCE

DCEO Grant: \$2.5 million (maximum grant)

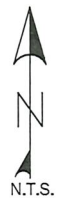
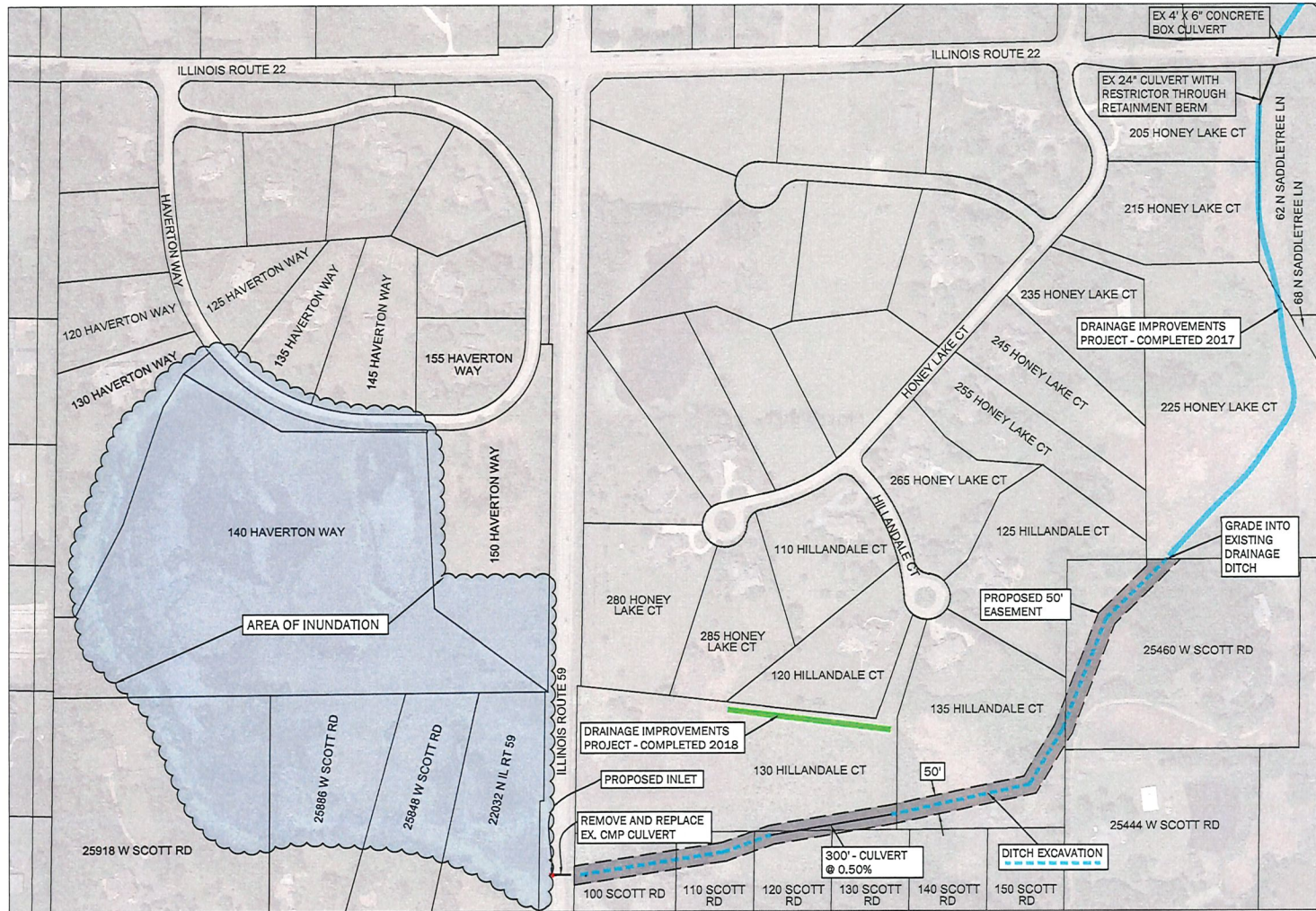
Local Match (\$15%): \$375,000 (funds from ARPA payments which totaled \$401,000)

VILLAGE OF NORTH BARRINGTON

GRASSMERE-OAKSBURY POND DRAINAGE IMPROVEMENTS

CONCEPTUAL EXHIBIT (SHEET 1 OF 2)

APPROXIMATE PATH OF CONSTRUCTION AND PROPOSED EASEMENTS

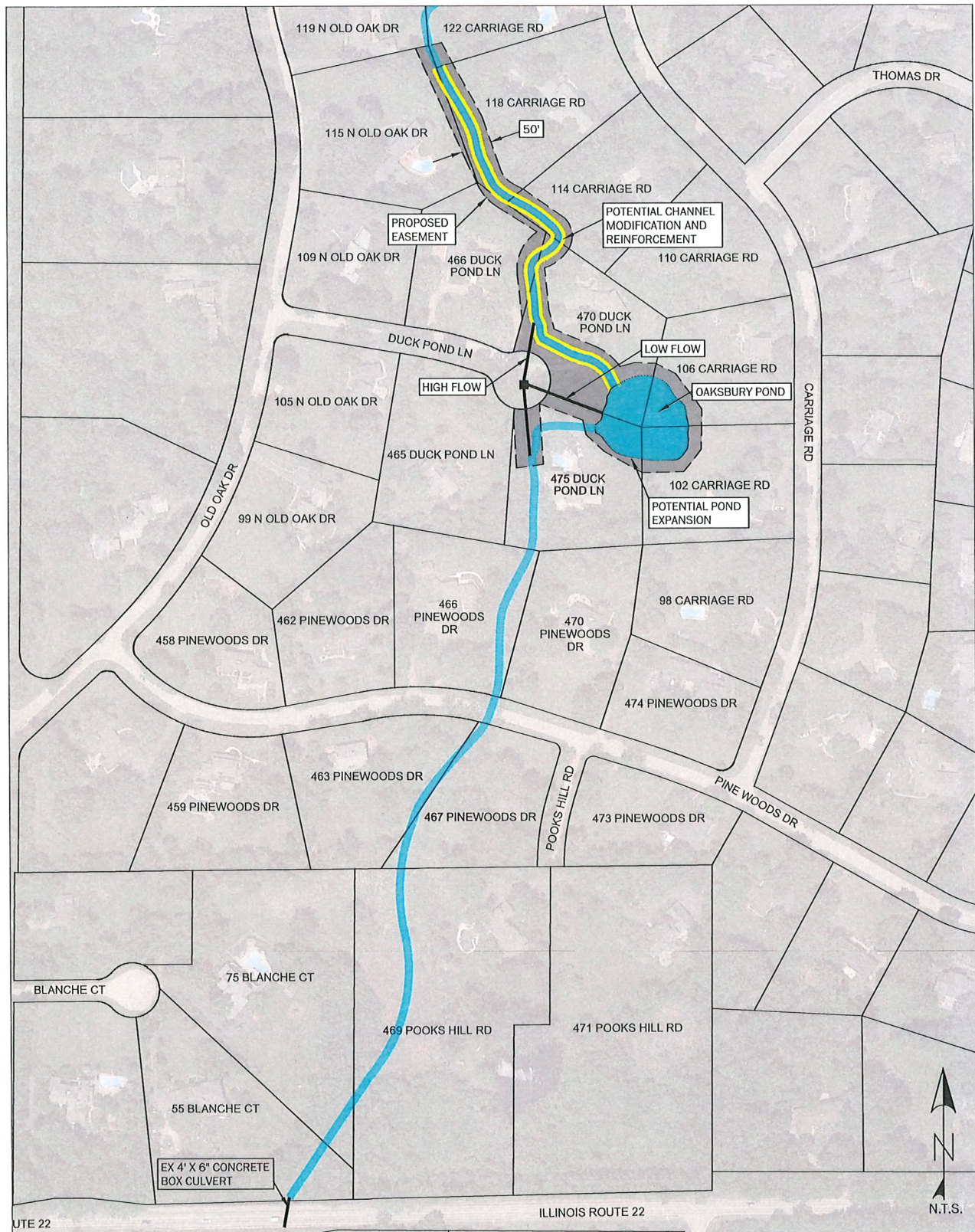


VILLAGE OF NORTH BARRINGTON

GRASSMERE-OAKSBURY POND DRAINAGE IMPROVEMENTS

CONCEPTUAL EXHIBIT (SHEET 2 OF 2)

APPROXIMATE PATH OF CONSTRUCTION AND PROPOSED EASEMENTS



VILLAGE OF NORTH BARRINGTON

PROJECT DETAIL SHEET

CATEGORY

☐ Facilities
☐ Information Technology (IT)
☐ MFT/Streets
☒ Public Infrastructure

PROJECT NAME

Signal Hill Rd. Storm Sewer Repair

DESCRIPTION OF PROJECT

Approximately 700 feet of storm sewer pipe is in a state of disrepair causing sedimentation to enter the pipe resulting in poor drainage in the area. Pipe needs to be repaired. Engineering planned for FYE 24 and repair to be completed in FYE 25. Reference Exhibit for location.

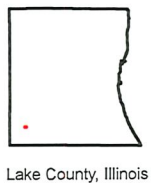
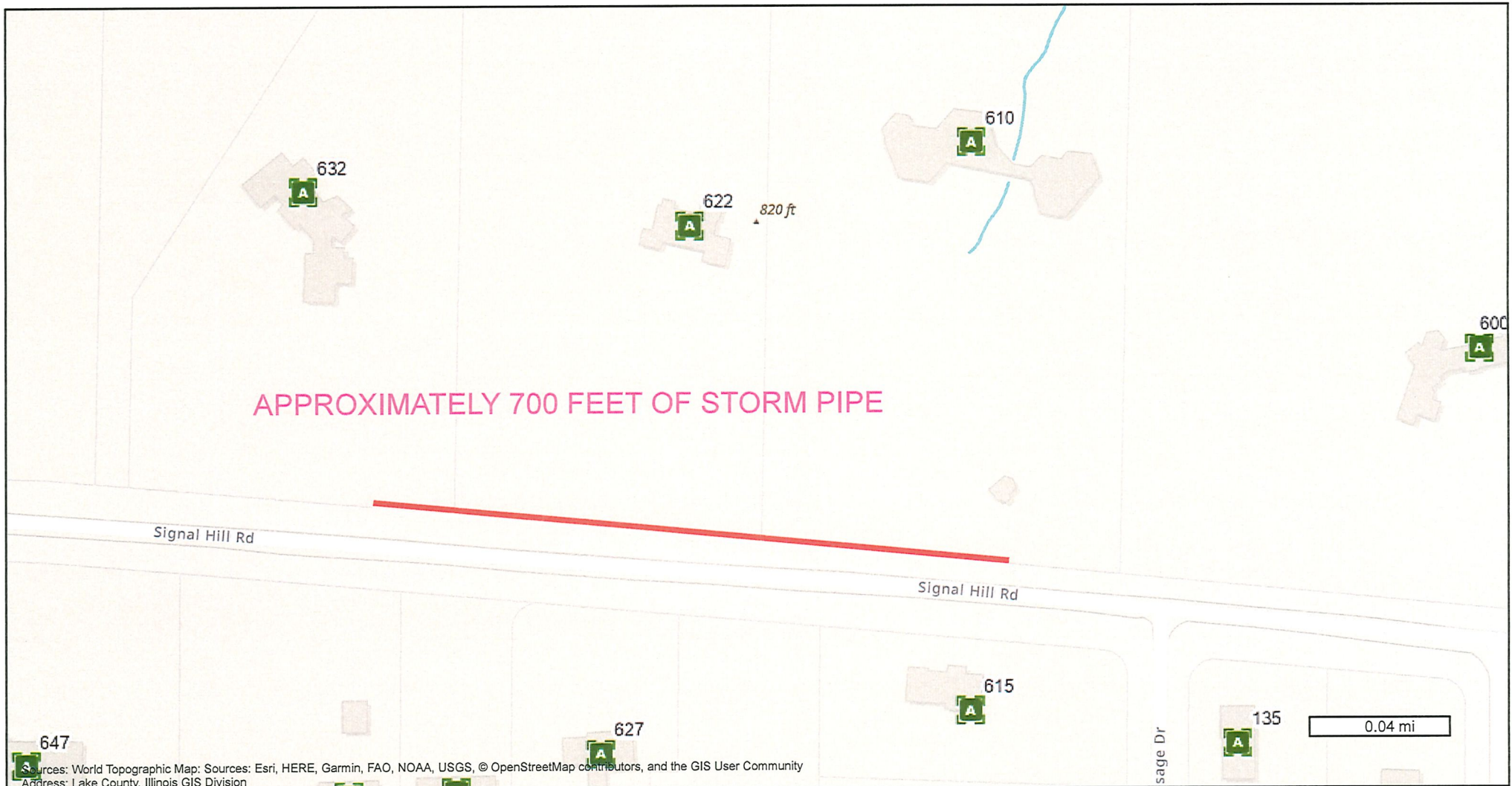
PROJECT COST

<u>FYE 24</u>	<u>FYE 25</u>	<u>FYE 26</u>	<u>FYE 27</u>	<u>FYE 28</u>	<u>TOTAL</u>
3,000	15,000				\$ 18,000

FUNDING SOURCE

Capital Projects Fund

SIGNAL HILL STORM SEWER REPAIR



Map Printed on 3/10/2023



— Override 1

Address
Points

STATUS

— Non-Deliverable

— Pending

— Current

— Alt Allowed
Address

Tax Parcel
Information

Disclaimer:

The selected feature may not occur anywhere in the current map extent. A Registered Land Surveyor should be consulted to determine the precise location of property boundaries on the ground. This map does not constitute a regulatory determination and is not a base for engineering design. This map is intended to be viewed and printed in color.

VILLAGE OF NORTH BARRINGTON

PROJECT DETAIL SHEET

CATEGORY

_____ Facilities
_____ Information Technology (IT)
_____ MFT/Streets
 X Public Infrastructure

PROJECT NAME

Stormwater Facilities Maintenance/Repair

DESCRIPTION OF PROJECT

Carriage Rd.: Significant erosion occurring in the public ROW adjacent to the street pavement. Convert open ditch to closed storm sewer pipe to prevent future erosion.

Shady Ln.: Similar issue as Carriage Rd. Erosion occurring adjacent to pavement. Convert open ditch to closed storm sewer pipe. Other swale areas along Shady Ln. were repaired in a similar way years ago.

Brookmont Ln.: Exploratory. Drainage issue occurring at the east end of Brookmont. Unknown if its Village responsibility. Investigation underway.

Honey Lake Rd/Blanche Ct.: Collapsed culvert pipes. Replace Corrigated metal pipes with PVC.

PROJECT COST

<u>FYE 24</u>	<u>FYE 25</u>	<u>FYE 26</u>	<u>FYE 27</u>	<u>FYE 28</u>	<u>TOTAL</u>
50,000					\$ 50,000

FUNDING SOURCE

Capital Projects Fund

NORTH BARRINGTON FYE 24-33 CAPITAL IMPROVEMENT PLAN															
FACILITITES															
					FYE24	FYE25	FYE26	FYE27	FYE28	FYE29	FYE30	FYE31	FY32	FY33	TOTAL
VILLAGE HALL -(1994)															
Exterior															
Roof Replacement									30,000						
Well Pump Replacement											10,000				
Generator Replacement								15,000							
Tuck Pointing								5,000							
Seal Coating/Striping Parking Lot					15,000						15,000				
Painting						20,000									
Electrical repairs/ Improvements						4,000									
Interior															
Carpet Replacement-Upstairs						17,000									
Office Furniture/filing cabinets/shelving					5,000										
Carpet/Tile Replacement-downstairs								20,000							
Fire Alarm System Replacement									10,000						
Burglar Alarm System Replacement							10,000								
Ejector Pump Repair/ Replacement						1,500									
Painting					13,000										
Water Heater Replacement					3,000										
HVAC #1 Replacement (2007)							12,000								
HVAC #2 Replacement (2008)										15,000					
Kitchen Appliance Replacement					1,500					3,000					
LED Lighting Replacement					7,000										
SUBTOTAL VILLAGE HALL					\$ 44,500	\$ 42,500	\$ 22,000	\$ 40,000	\$ 40,000	\$ 18,000	\$ 25,000	\$ -	\$ -	\$ -	\$ 232,000
GARAGE															
Roof Replacement							30,000								
Equipment repair/replacement (i.e., Heater, Pumps, fire alarm, etc.)					3,000	3,000	3,000	3,000	3,000						
Tuck Pointing									5,000						
OH Garage Door Replacement										10,000					
Shelving -File Storage					3,000										
SUBTOTAL GARAGE					\$ 6,000	\$ 3,000	\$ 33,000	\$ 3,000	\$ 8,000	\$ 10,000	\$ -	\$ -	\$ -	\$ -	\$ 63,000
PARKS															
5-Year Park Plan and implementation					75,000	100,000	500,000	500,000	250,000	50,000	50,000	50,000	50,000		
Parking Lot Seal Coating/Striping					5,000				5,000				6,000		
							3,000		3,000			3,000			
General Repairs/replacement of park Facilites (i.e. equipment, bences, fence, signs, etc)					8,000	8,000	8,000	8,000	8,000	10,000	10,000	10,000	10,000		
Electrical Improvements															
SUBTOTAL PARK					\$ 88,000	\$ 108,000	\$ 511,000	\$ 508,000	\$ 266,000	\$ 60,000	\$ 60,000	\$ 63,000	\$ 66,000	\$ -	\$ 1,730,000
TOTAL FACILITIES					\$ 138,500	\$ 153,500	\$ 566,000	\$ 551,000	\$ 314,000	\$ 88,000	\$ 85,000	\$ 63,000	\$ 66,000		\$ 2,025,000

VILLAGE OF NORTH BARRINGTON

PROJECT DETAIL SHEET

CATEGORY

- ☒ Facilities
- ☐ Information Technology (IT)
- ☐ MFT/Streets
- ☐ Public Infrastructure

PROJECT NAME

LED LIGHTING REPLACEMENT

DESCRIPTION OF PROJECT

Replacement of light fixtures in the building and parking lot at Village Hall to LED. ComEd has a program that will pay for a portion of the cost to improve the efficiency of the light fixtures in government buildings. It is estimated that the Village would reduce its lighting power consumption by nearly 75%. This will improve the overall lighting in the building and parking lot.

PROJECT COST

<u>FYE 24</u>	<u>FYE 25</u>	<u>FYE 26</u>	<u>FYE 27</u>	<u>FYE 28</u>	<u>TOTAL</u>
\$7,000					\$ 7,000

FUNDING SOURCE

Total project cost is estimated to be \$20,000. ComEd will underwrite approximately 66% of the cost or \$13,000. The Village would pay the remaining cost of approximately \$7,000.

VILLAGE OF NORTH BARRINGTON

PROJECT DETAIL SHEET

CATEGORY

- ☒ Facilities
- ☐ Information Technology (IT)
- ☐ MFT/Streets
- ☐ Public Infrastructure

PROJECT NAME

5-YEAR PARK & RECREATION PLAN AND IMPLEMENTATION

DESCRIPTION OF PROJECT

The Park and Rec. Commission is embarking on the development of a 5-year Park & Recreation Plan that will help guide future decisions to meet the needs of the community. The project will include a comprehensive list of existing park assets as well as future facility needs based on community engagement through online/mail surveys and other community meetings. Phase I is the development of the 5-Year Plan. The implementation will have multiple phases depending on the scope of the project(s) and available funding.

PROJECT COST

<u>FYE 24</u>	<u>FYE 25</u>	<u>FYE 26</u>	<u>FYE 27</u>	<u>FYE 28</u>	<u>TOTAL</u>
75,000	500,000	500,000	250,000	50,000	\$ 1,375,000

FUNDING SOURCE

FYE 24: General revenues of the Village (Phase 1)
FYE 25-28: General revenues of the Village and Grant funds.

[illegible]

MOTOR FUEL TAX FUND

FISCAL YEAR END 2024

VILLAGE OF NORTH BARRINGTON

Village of North Barrington

Fiscal Year End 2024

Proposed Budget

	Fiscal Year Ending April 30, 2020 Actual	Fiscal Year Ending April 30, 2021 Actual	Fiscal Year Ending April 30, 2022 Actual	Fiscal Year Ending April 30, 2023 Budget	Fiscal Year Ending April 30, 2023 Projected	Fiscal Year Ending April 30, 2024 Proposed Budget
Motor Fuel Tax Fund (MFT)						
MFT Revenue						
Allotment from State	112,439.00	91,805.00	87,380.00	87,100.00	87,100.00	87,100.00
Transportation Renewal	-	17,290.00	34,088.00	34,000.00	34,000.00	34,000.00
Rebuild Illinois		100,405.00	66,936.00	66,900.00	33,468.00	-
Interest Income	3,565.00	567.00	10,907.00	-	18,476.00	15,000.00
Total MFT Revenue	116,004.00	210,067.00	199,311.00	188,000.00	173,044.00	136,100.00
MFT Expenditures						
Street Maintenance & Repairs	180,000.00	-	-	525,000.00	425,556.00	-
Engineering	-	-	-	25,000.00	25,000.00	-
Total MFT Expenditures	180,000.00	-	-	550,000.00	450,556.00	-
MFT Transfers						
Transfer to Capital Projects Fund	-	-	-	-	-	30,000.00
Total MFT Transfers	-	-	-	-	-	30,000.00
Fund Summary						
Carry Over from Prior Year	151,703.00	87,707.00	297,774.00	497,085.00	497,085.00	219,573.00
Total Fund Revenue	116,004.00	210,067.00	199,311.00	188,000.00	173,044.00	136,100.00
Total Fund Expenditures	180,000.00	-	-	550,000.00	450,556.00	-
Transfer to CPF	-	-	-	-	-	30,000.00
Fund Carry Over (or Deficit)	87,707.00	297,774.00	497,085.00	135,085.00	219,573.00	325,673.00